




Tube Holders for
SB2 & SB3 Rotators



Instruction Manual
Version 1.6

Tube Holders for SB2 & SB3 Rotators

No tools required, assemble by hand.

Position Rotator to the optimum angle using the adjustment wheel **B**. Place the Tube Holder over the Rotator spindle **A** and assemble following the appropriate diagram found on pages 3 to 7. For more information on other Tube Holders available, see below.

Aucun outil nécessaire, montage à la main.

Positionner l'agitateur rotatif à l'angle optimal à l'aide du volant de réglage **B**. Placer le porte-tube sur l'arbre de l'agitateur rotatif **A** et le monter en suivant le schéma approprié qui se trouve sur les pages 3 à 7. Pour plus d'informations sur les autres porte-tubes disponibles, voir ce-dessous.

Il montaggio dello strumento non prevede l'utilizzo di attrezzi.

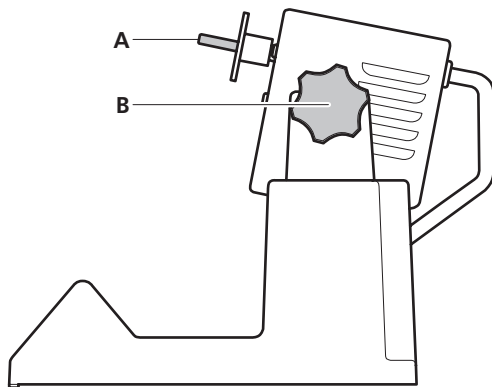
Posizionare l'agitatore all'angolazione ottimale agendo sull'apposita rotellina di regolazione **B**. Infilare il portaprovetta sopra l'albero dell'agitatore **A** ed eseguire l'operazione di montaggio osservando lo schema pertinente fra quelli riportati alle pag. 3 - 7. Per ulteriori informazioni sugli altri tipi di portaprovette disponibili, vedi sotto.

No se requieren herramientas – se ensambla a mano.

Disponga el rotador al ángulo óptimo con la rueda de ajuste **B**. Disponga el portatubos sobre el husillo del rotador **A** y proceda a ensamblarlo de acuerdo con el diagrama apropiado incluido en las páginas 3 a 7. Vea abajo más información referente a otros portatubos disponibles.

Handmontage, kein Werkzeug erforderlich.

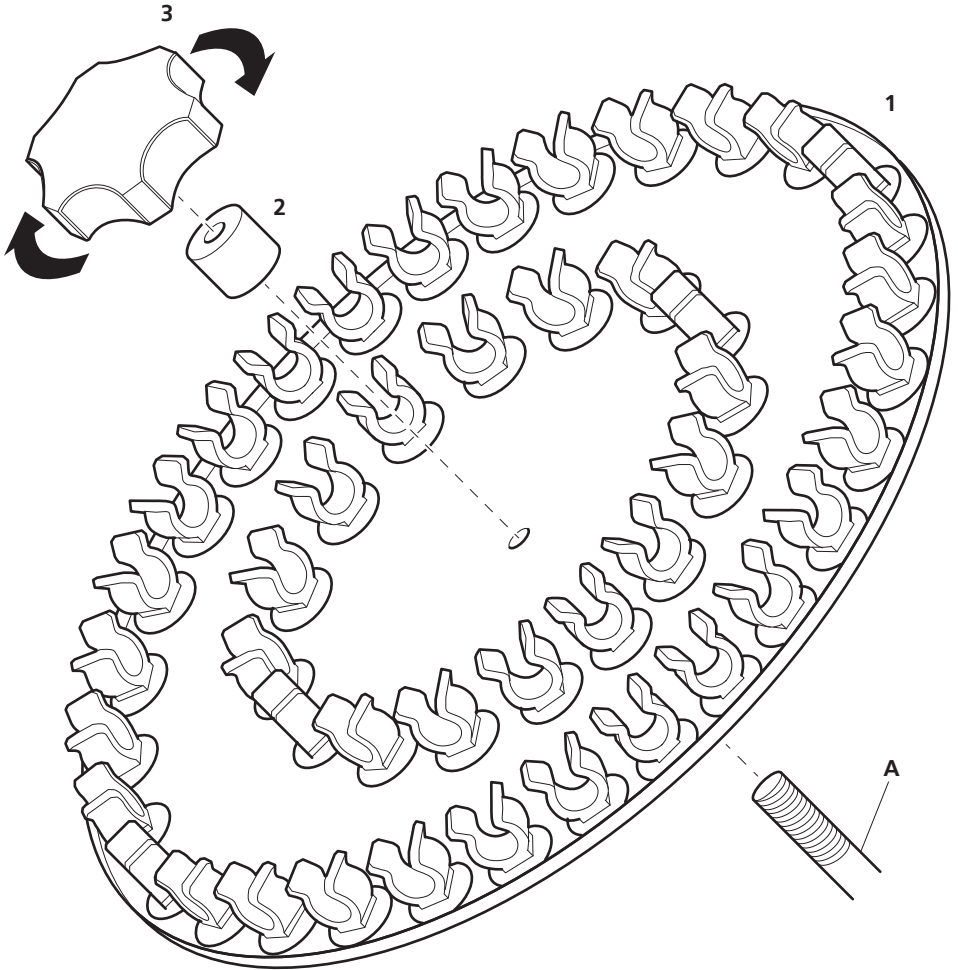
Rotator mit Einstellrad **B** auf optimalen Winkel einstellen. Reagenzglashalter auf die Drehspindel **A** aufsetzen und nach den Abbildungen auf Seite 3 bis 7 montieren. Informationen zu anderen Reagenzglasaltern finden siehe unten.



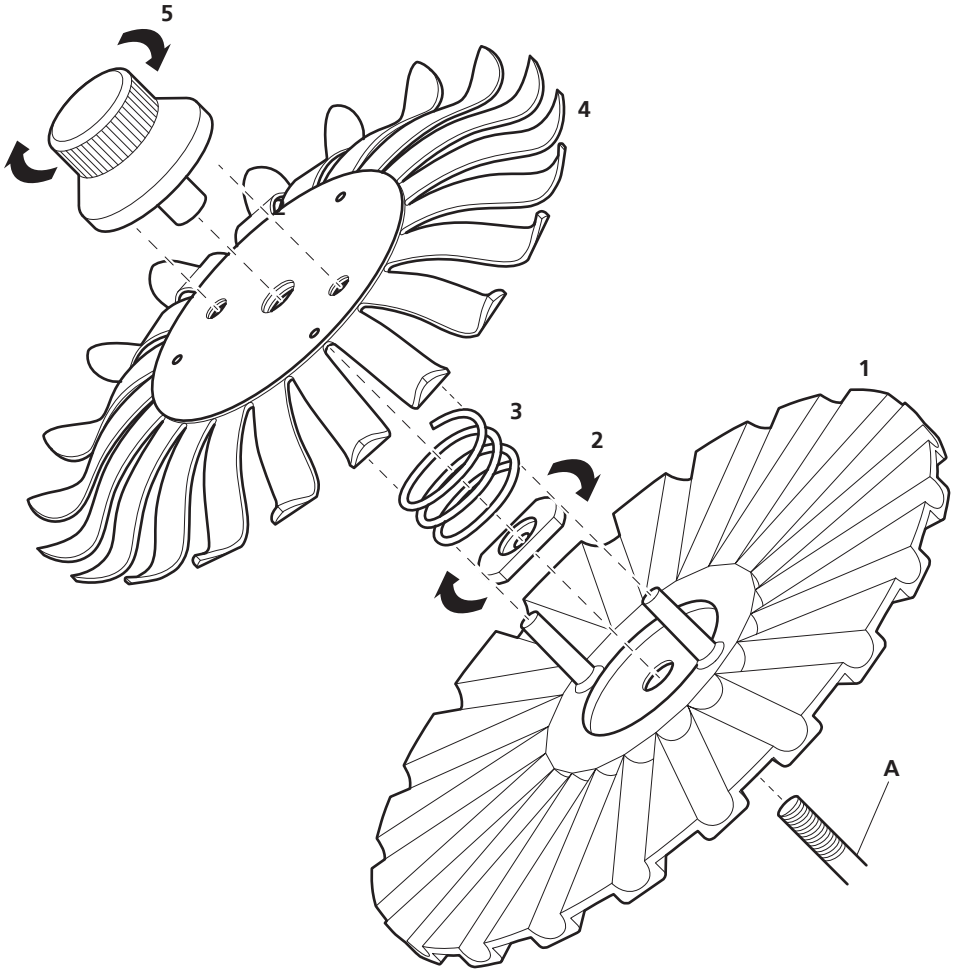
Catalogue number	Assembly on page	Description	Number of tubes	Tube Diameter
SB3/1	3	Microcentrifuge tube holder, 1.5ml	46	10 to 11.5mm
SB3/1/PC	3	Spare clips for SB3/1 tube holder	20	10 to 11.5mm
SB3/2	4	Test tube/blood tube holder	20	9 to 20mm
SB3/3	5	Centrifuge tube holder, 50ml	12	27 to 34mm
SB3/4	6	Culture tube holder	63	12mm
SB3/5	6	Culture tube holder	63	16mm
SB3/6	6	Culture tube holder	30	26mm
SB3/DUAL	7	Dual tube holder accessory	-	-

SB3/1 Microcentrifuge tube holder, 1.5ml

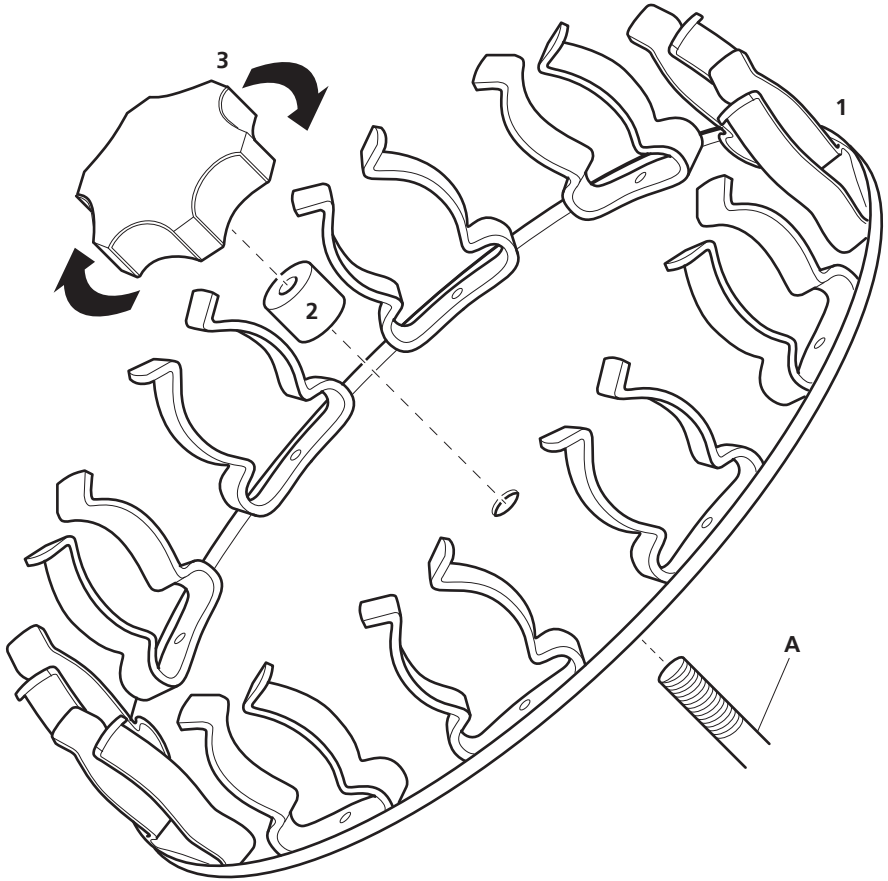
SB3/1/PC Spare clips for SB3/1 tube holder



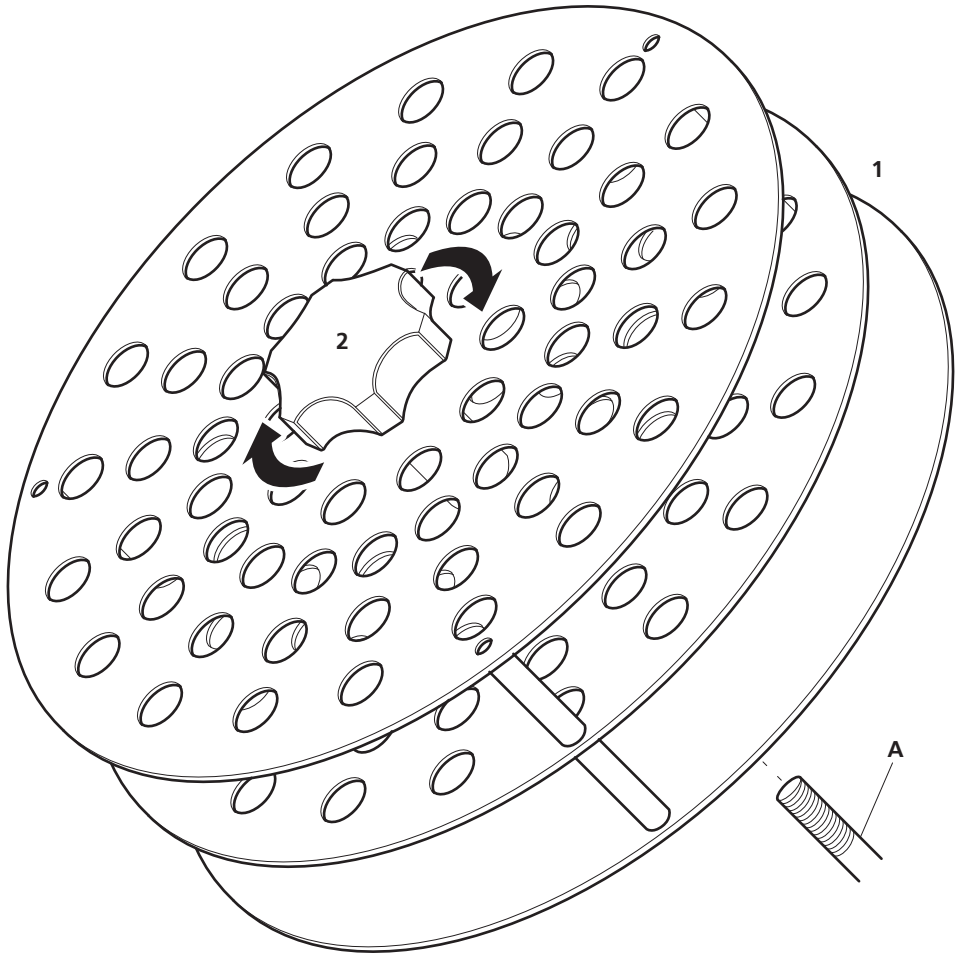
SB3/2 Test tube/blood tube holder



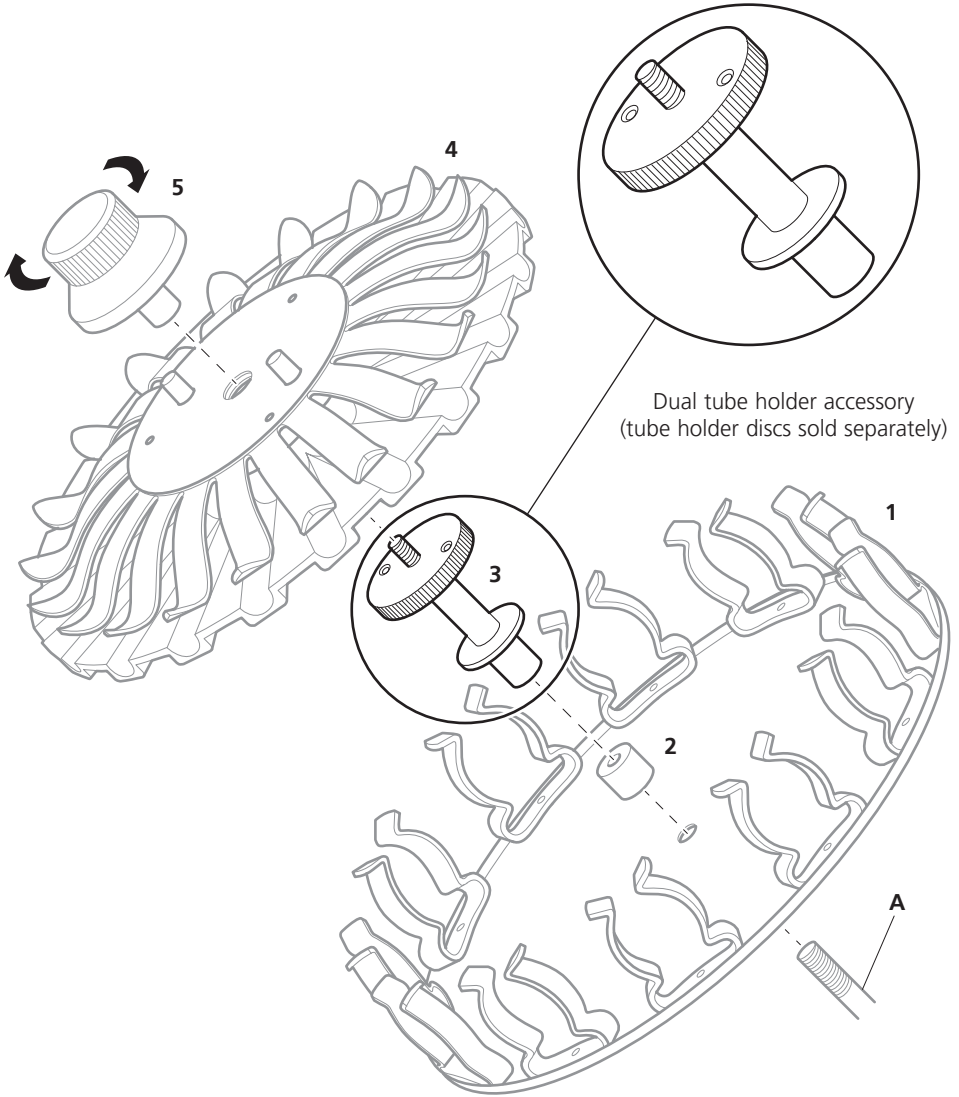
SB3/3 Centrifuge tube holder, 50ml



- SB3/4** Culture tube holder, 12mm
- SB3/5** Culture tube holder, 16mm
- SB3/6** Culture tube holder, 26mm



SB3/DUAL Dual tube holder accessory





Cole-Parmer Ltd.

Beacon Road,
Stone,

Staffordshire,
ST15 0SA,

United Kingdom

Tel: +44 (0)1785 812121

Email: cpinfo@coleparmer.com

Web: www.stuart-equipment.com