

1 Function

SLK Screw Test Stand, specially designed to match SN/SH/SP(sensor inside Series force gauges, is suitable for testing tension/compression, insertion/withdrawing and fracture test in every walk of life and scientific organizations. It adopts trapezium screw driver and macrocosm screw design with stainless steel box outside. It has the following characters: beautiful outer design, manual operation, stability, vertical and horizontal

- Rated load: 500N;
- Stroke: 150mm;
- Displacement Resolution:0.01mm;
- Applied with:SH/SP(Sensor Inside) Force Gauge; digital scales and various clamps.

2 Structure



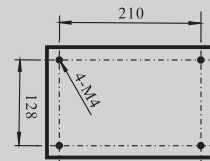
SLK Screw Test Stand

Note: SH Force Gauge and SJ-003 Clamp should be purchased separately

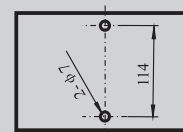
3 Installation of Force Gauge

1. It can be put on various working tables to use. You can get correct testing value by using 7 adjusted screw to keep the test stand in balance. You can also fix the test stand on the worktable to make it more steady, or install the test stand as your request when testing.

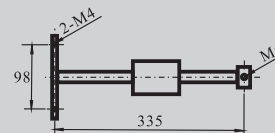
Unit: mm



Vertical Installation of 4-M4 Screw on Bottom Board



Vertical Installation of 2- 7 Deep Hole on Bottom Board



Horizontal Installation of 2-M4 Side of Bottom Board and M6 on Beam

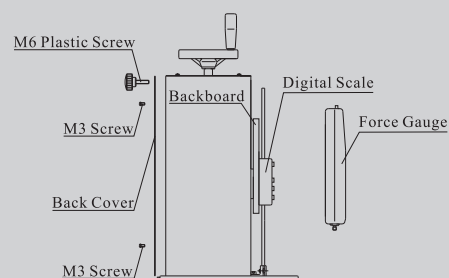


Installation Dimension of Force Gauge

2. Installation of Force Gauge: Loosen the M3 screws on back cover and M6 plastic screws, take off back cover from SLK Wheel Manual Test Stand.

3. Use screwdriver with long handle to tighten M3 screws in toolbox onto digital force gauge through the deep hole of backboard.

4. Fix the back cover and M6 plastic screws on test stand.



4 Operation

It can finish the work of push pull two directions. According to the characteristic of testing sample, put or install it in suitable position of working table. The test stand can move up-down steady to complete the test by turning the handwheel of the test stand. Clear the digital scale to Zero when force gauge begins to record force, and the value on scale is displacement of the test.

5 Maintenance

1. The rated load of this test stand is 500N, please do not use it with exceeding load, which will destroy the machine, or cause hurt;
2. Handle lightly during use or moving;
3. Please do not use the machine near the water, oil, or other liquid;
4. Please clean the machine by soft cloth. Dip the cloth in the water with cleanser, then dry it and clean the dirt. Do not use the easy volatile chemical substance, such as volatile oil, thinner, alcohol;
5. Do not tear down, repair, or update the machine by yourself, which may cause permanent trouble.

6 Packing List

Number	Name	Quantity
1	SLK Main body	1
2	M6×25 Double-head Screw	1
3	M6 Nut	1
4	Manual	1
5	Qualification Certificate	1

**MANUFACTURER: WENZHOU
SUNDOO INSTRUMENTS CO., LTD**

Add: No. 5, Xigongxi Road, Xitai Industrial Zone, Wenzhou China

Zip Code: 325011

TEL: +86 577 88609905

FAX: +86 577 88390155

Http://www.sundoo.com

E-mail: export@sundoo.com